Multiple District 31

As of October 2026 Cumulative

Year	New Clubs	Dropped Clubs	Gain/ Loss Clubs	New Members	Charter Members	Reinstate Members	Transfer Members	Total Member Added	Total Members Dropped	Gain/ Loss Members
2022-2023	1	5	-4	441	51	26	27	545	697	-152
2023-2024	2	7	-5	491	54	43	47	635	682	-47
2024-2025	1	11	-10	358	24	49	40	471	719	-248
2025-2026	3	13	-10	445	71	50	29	595	763	-168
2026-2027	0	1	-1	153	0	70	14	237	139	98
Average	**1**	**7**	**-6**	**378**	**40**	**48**	**31**	**497**	**600**	**-103**

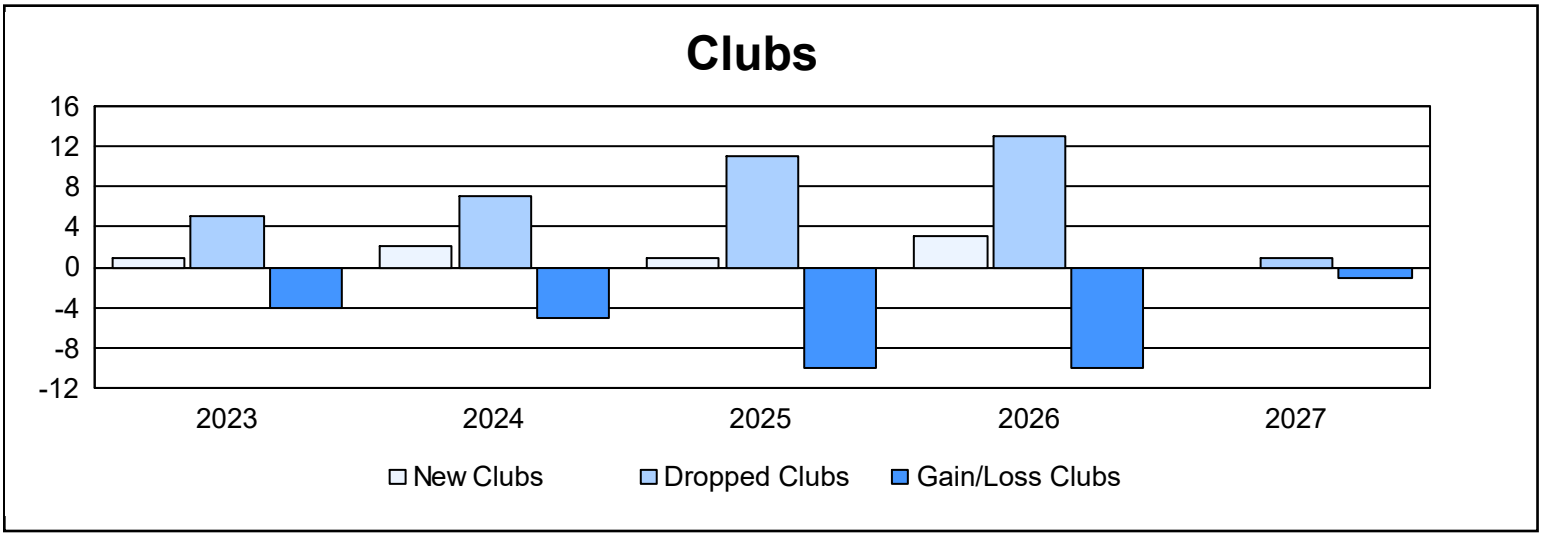

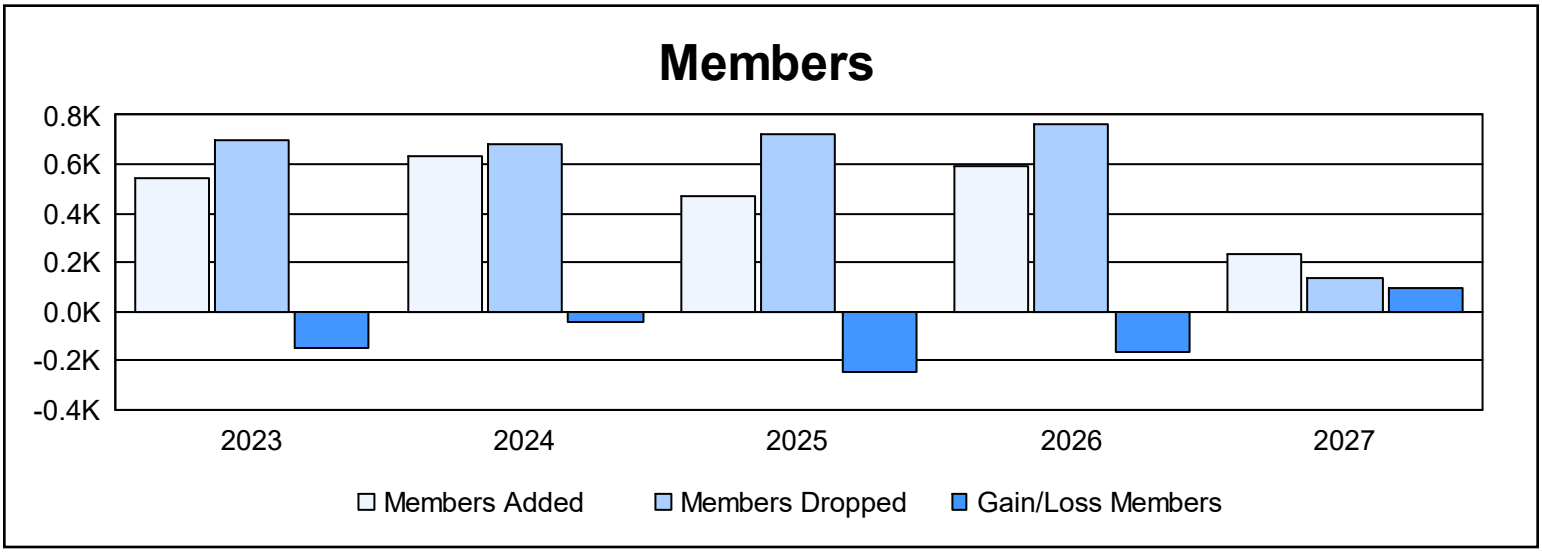

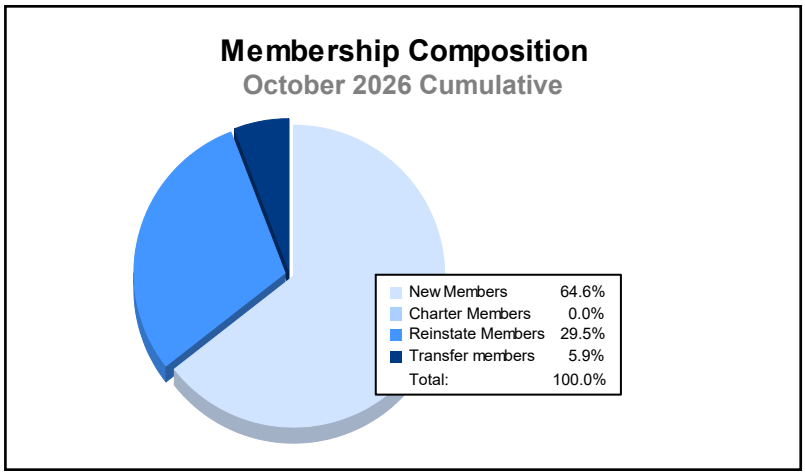
Membership Composition
October 2026 Cumulative
New Members 64.6%
Charter Members 0.0%
Reinstate Members 29.5%
Transfer members 5.9%
Total: 100.0%

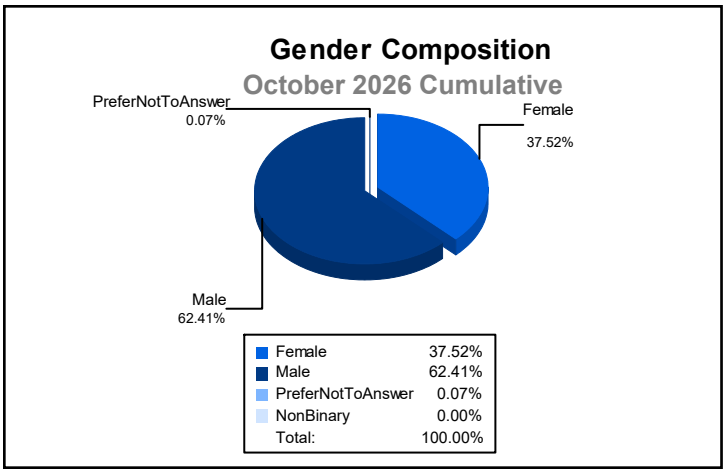
Gender Composition
October 2026 Cumulative
PreferNotToAnswer
0.07%
Female
37.52%
Male
62.41%
Female 37.52%
Male 62.41%
PreferNotToAnswer 0.07%
NonBinary 0.00%
Total: 100.00%